

RIVA™ Color Labels

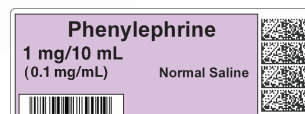
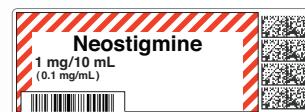
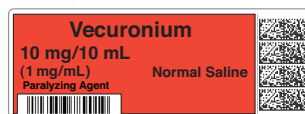
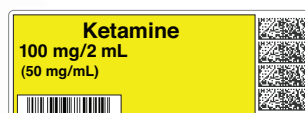
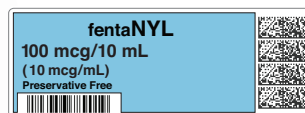
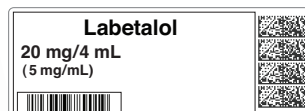
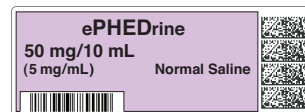
ARxIUM and Codonics team up to improve patient safety

In fast-paced, high-risk procedural areas, easy-to-read, full-color labels help to improve patient safety. ARxIUM and Codonics are working together to enable hospital pharmacies to create and easily apply full-color labels to syringe and IV medications produced by RIVA, a combination which fully complies with TJC labeling requirements in the operating room.

Color labels as easy as 1-2-3

RIVA produces a batch of syringes or IV products and automatically applies a black and white barcoded label. Using SLS in Batch Mode, a pharmacy technician scans the RIVA barcode. SLS reads the barcode and automatically prints the appropriate number of easy-to-read, full-color labels which are then applied to RIVA syringes or IV medications by the pharmacy technician. In Batch Mode, SLS can print a single label or up to 999 copies with a single scan.

The combination of RIVA and full-color SLS labels comply with The Joint Commission NPSG.03.04.01, and meet the intent of ISO 26825, ASTM 4774 Standards & ASA Guidelines



KEY FEATURES


Codonics Safe Label System (SLS):

- SLS Point of Care Station (PCS) uses barcode technology to read RIVA labels, verifies the drug against the site-approved formulary, then automatically prints ASA and ASTM compliant full-color labels
- SLS labels are color-coded based on drug classification, and include drug name, concentration, total dose/total volume, dilution and diluent if required, any warnings about the drug, a 2D barcode and an optional 1D barcode
- The 1D or 2D barcode on SLS labels can be scanned for electronic documentation of the medication in the patient's electronic health (EMR) or anesthesia record (AIMS)
- The SLS Administration Tool (AT), the system's management software, enables pharmacies to create a hospital-approved formulary that incorporates TJC and ASA labeling requirements including date/time of preparation and expiration, and the preparer's initials

ARxIUM
Innovative Pharmacy Solutions

CODONICS

ARxIUM and Codonics team up to improve patient safety



How to create RIVA syringes and IV medication labels

1. Assign a custom NDC number to uniquely identify each syringe/IV product.
2. Create template queues in the RIVA formulary to produce the required syringe/IV products.
3. Contact ARxIUM to install the RIVA Anesthetic Syringe Label Design and update pharmacy template queues to print the NDC number on the RIVA labels.

How to use Codonics SLS PCS with RIVA

1. Using SLS PCS, select Batch Mode from the touch screen and enter the quantity of desired labels.
2. Next, scan the barcode on the RIVA medication label using SLS PCS.
3. SLS PCS presents a visual and audible confirmation of the medication to the technician, and the requested quantity of full-color, ASA and ASTM compliant labels are automatically printed.
4. After the label(s) print, apply them to the RIVA syringes or IV products.



SLS Point of Care Station (PCS) identifies RIVA-prepared medications and prints full-color barcoded medication labels

 Phenylephrine
100 mcg/mL



Safe Label System

Contact us for a demonstration:

ARxIUM

Innovative Pharmacy Solutions

1400 Busch Parkway
Buffalo Grove, Illinois 60089
Toll Free: +1 (888) 537-3102

info@arxium.com
www.arxium.com

Codonics will be your
supplier for label stock
and ink cartridges.

Call Codonics today at **800.444.1198** or visit
www.codonics.com for more information.

All registered and unregistered trademarks are the property of their respective owners. Specifications subject to change without notice. Patents: www.codonics.com/ip/patents Copyright © 2010-2019 Codonics Inc. 6/2019. PCN 2013-115-C

 **CODONICS®**

We bring the future into focus

17991 Englewood Drive
Middleburg Heights, OH 44130 USA
+1.440.243.1198
+1.440.243.1334 Fax
Email: info@codonics.com
www.codonics.com



Sponsoring Donor



Corporate Member